

Claretta

Chiara Caberlon



Claretta è la lampada da tavolo firmata Chiara Caberlon. Ispirata alla trasportabilità della collezione Clara, è perfetta per inserirsi con eleganza in progetti residenziali e hospitality. Grazie al suo design raffinato e senza fili, Claretta si adatta a vari contesti: come lampada da tavolo su piccoli tavolini, ideale per creare atmosfere intime, o utilizzata in serie su ampie tavolate, per illuminare con armonia momenti di convivialità. Disponibile in quattro raffinate finiture, Claretta unisce funzione e bellezza, creando atmosfere suggestive e accoglienti.

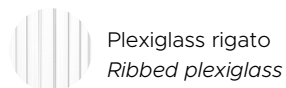
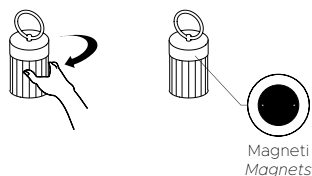
Claretta is the table lamp designed by Chiara Caberlon. Inspired by the portability of the Clara collection, it is perfectly suited for both residential and hospitality projects. With its refined, wireless design, Claretta effortlessly adapts to a variety of settings: whether placed on small tables to create intimate atmospheres or arranged in series on long dining tables, it provides harmonious lighting for social gatherings. Available in four elegant finishes, Claretta beautifully balances form and function, creating warm and inviting environments.

SPECIFICHE PRODOTTO / PRODUCT SPECIFICS

p.2

CLARETTA

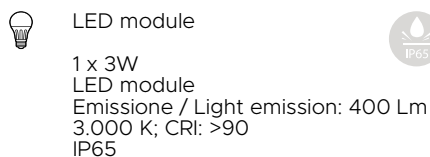
p.3

STRUTTURA / FRAME**DIFFUSORE / DIFFUSER****ACCENSIONE / SPEGNIMENTO
SWITCHING ON / OFF****UTILIZZO E RICARICA**

Ruotare la parte luminosa fino al primo scatto. Il primo scatto è la posizione "spento". Ruotare fino a fine corsa in posizione di estrazione. Sganciare e tirare verso di se il blocco luminoso, che si staccherà facilmente dalla base. Inserire il caricatore nella presa elettrica e posizionare l'estremità magnetica del cavo su quello del corpo luminoso.

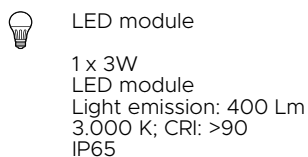
HOW TO USE AND RECHARGING

Rotate the luminous part up to the first click. The first shot is the "off" position. Rotate all the way to the extraction position. Unhook and pull the luminous block towards you, which will come off easily from the base. Insert the charger into the electrical socket and place the magnetic end of the cable on that of the luminous body.

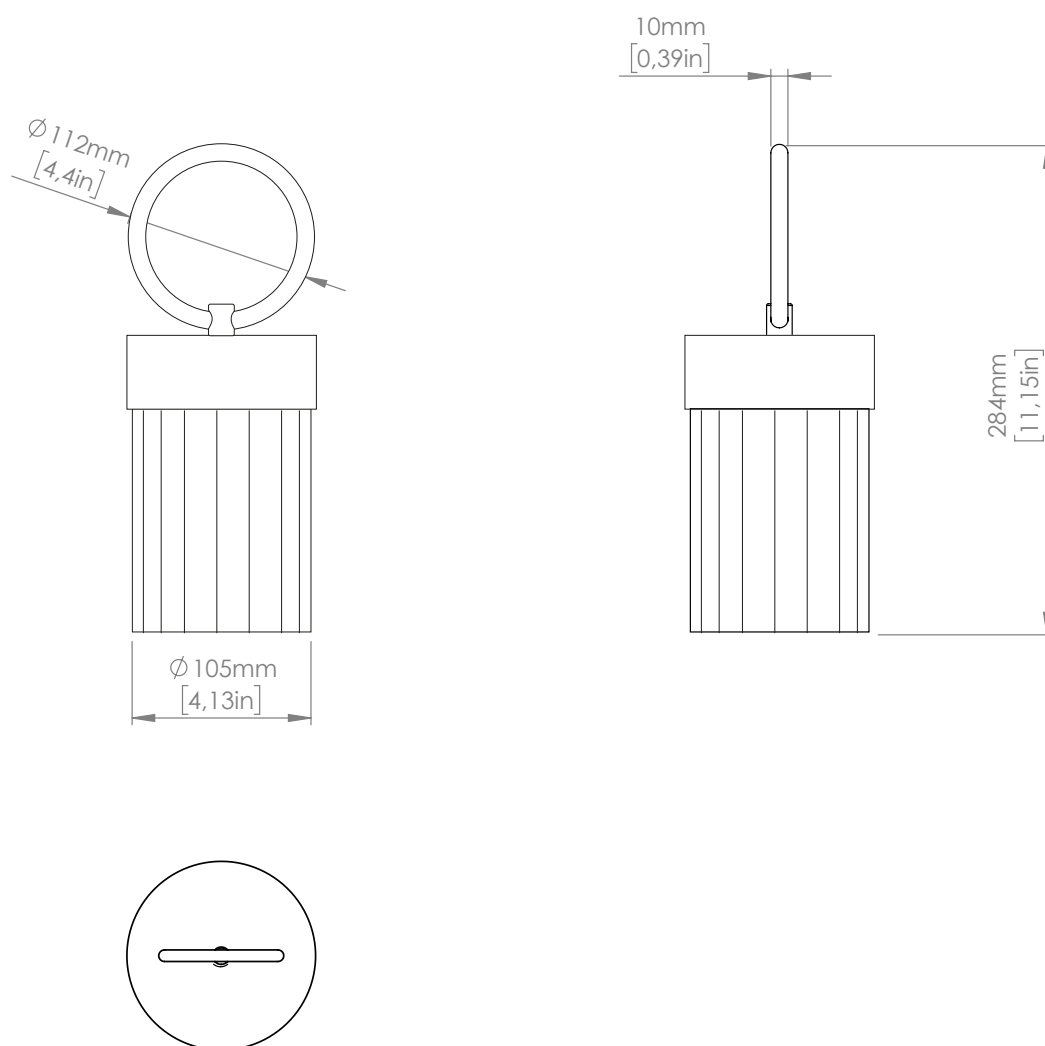
FONTE LUMINOSA / LIGHT SOURCE**220-240V**

Autonomia: 7/8 ore
Cicli di vita: 600
Tempi di ricarica: 4 ore
Cavo USB tipo C fornito,
alimentatore non fornito

Autonomy: 7/8 hours
Lifestyle cycles: 600
Charging time: 4 hours
USB cable type C supplied,
charger adapter not supplied

**110V**

Autonomy: 7/8 hours
Lifestyle cycles: 600
Charging time: 4 hours
USB cable type C supplied,
charger adapter not supplied



Copyright and/or design rights subsist in this drawing. No part of this drawing may be reproduced in any material form (including photocopying or storing in any medium electronic means, whether or not intentionally and whether or not as part or a larger publication) without the express permission of the copyright owner, Contardi Lighting S.r.l.. Further and without prejudice to the above, this drawing and all information relating thereto is confidential, and shall not be communicated to a third party without the consent of Contardi lighting srl. Contardi lighting srl asserts all rights to be identified as the author of the work and otherwise.

WARNING: The doing of any unauthorised act in relation to a copyright work may result in both a civil claim for damages and criminal prosecution.

CONTARDI LIGHTING Srl

ITALY HEADQUARTERS

contardi-italia.com / sales@contardi-italia.it

CONTARDI USA Inc

USA BRANCH

contardi-usa.com / office@contardi-usa.com